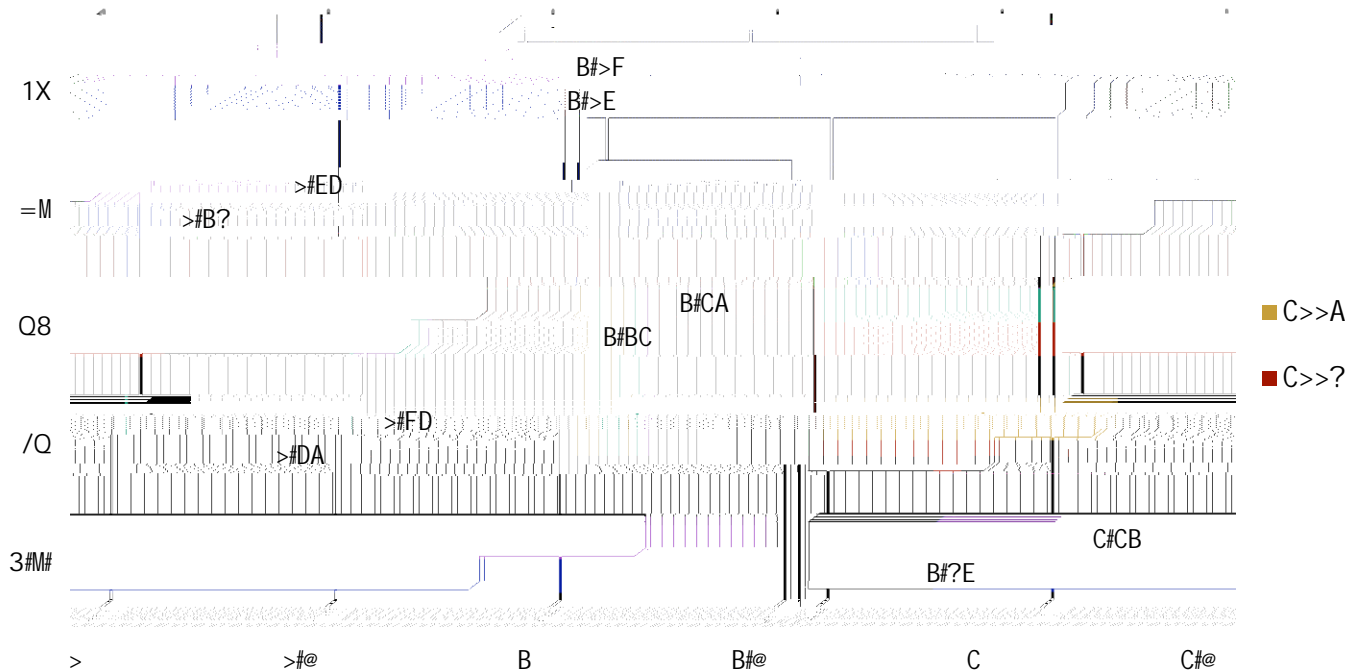


! "#\$%&' (\$)"* (+,-

The following presentations

! " ##\$%&'(%) (! * & + # ,

)&"2+T&-0"2\$8*52W\$L \$&<\$' &0-, (0\$0 (,5-#

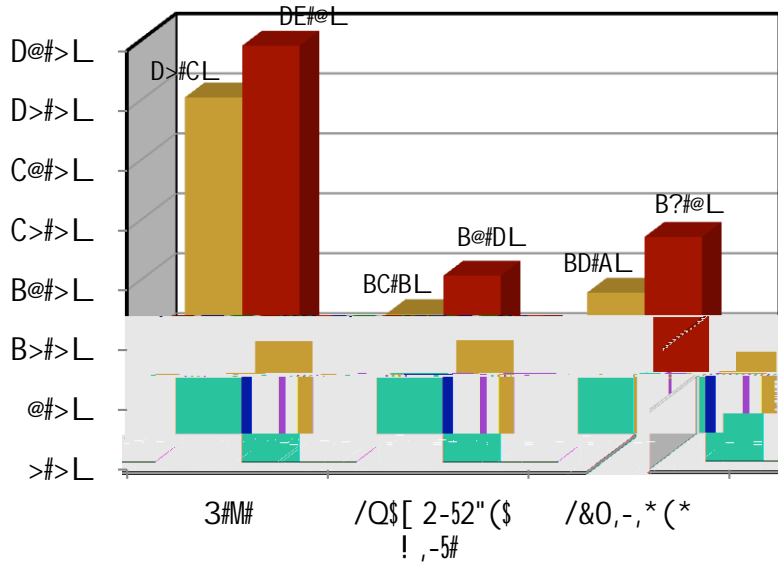


R24*; *\$Y\$B>#BGL
Z2"V& (5\$Y\$\$>#>@L

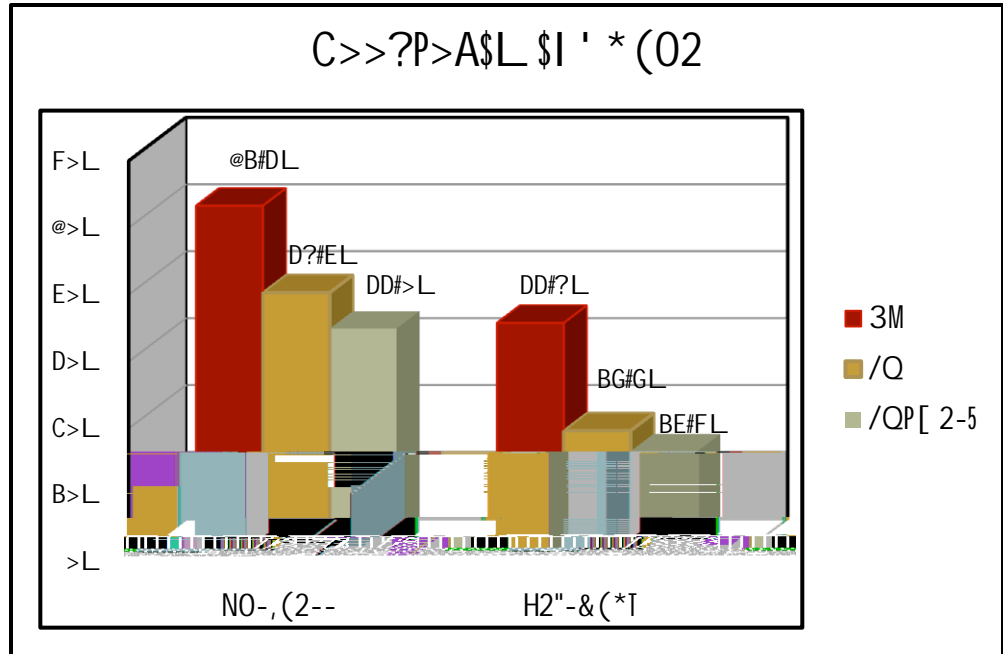
! " # \$ % & ' () # * & + % (, - * . \$ / - + " * . +					
0112	0113	0114	0115	0116	0117
378	264	419	433	419	431

NO-, (2--\$* (; \$H2"-& (*T\$N* (U"OJ5+,2-V\$* ((O*T\$L \$+' * (O2#

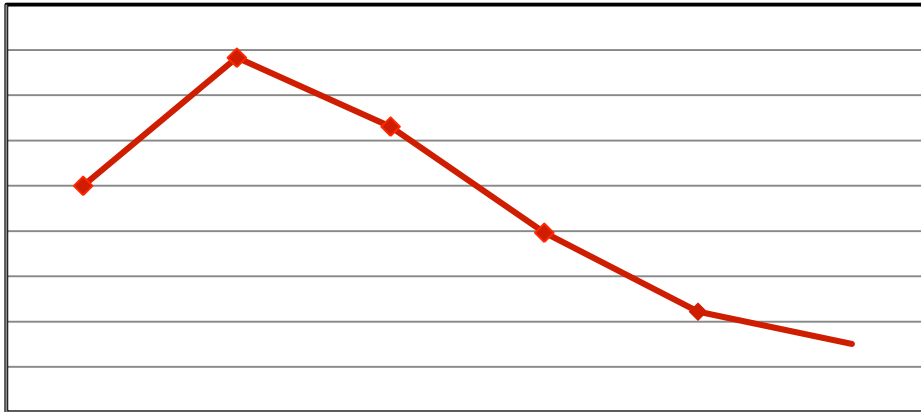
QTT\$N* (U"OJ5+6\$),T,(O-



C>>?P>A\$L \$I ' * (O2

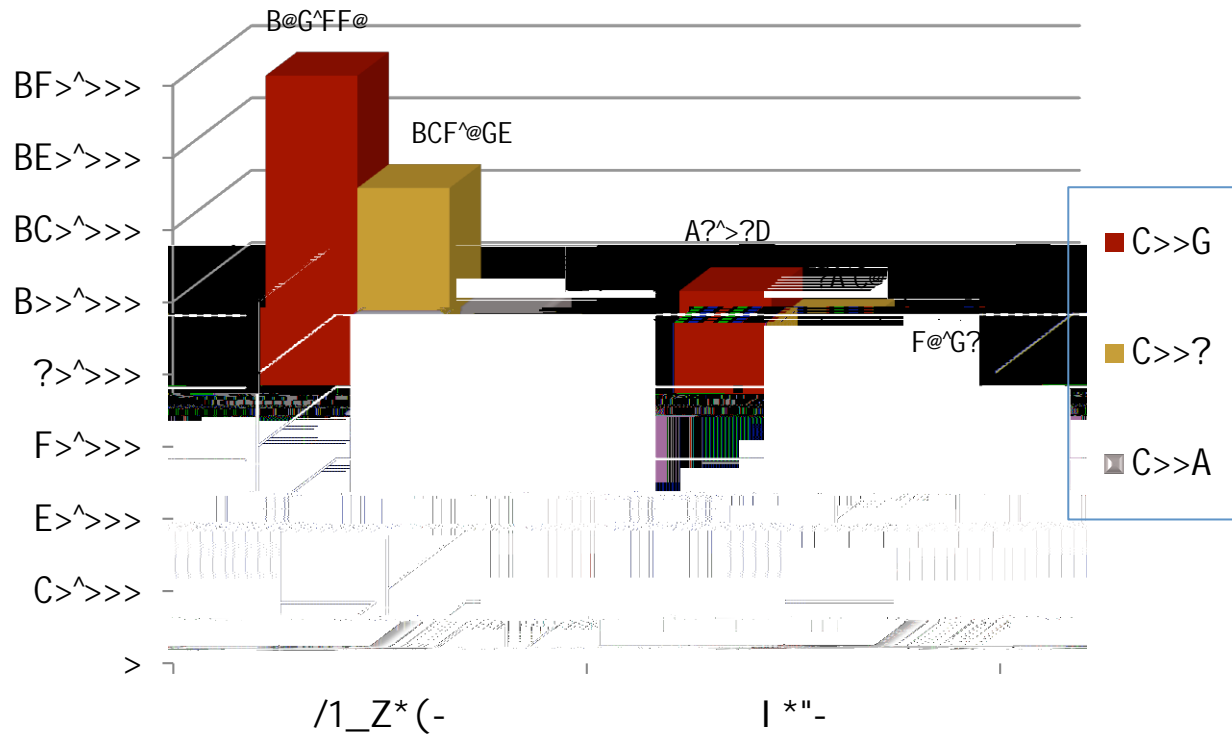


R2\ \$82- , ; 2 (5, *T\$NO,T; , (O\$H2"V ,5-\$* (; \$Z*TO*5,& (



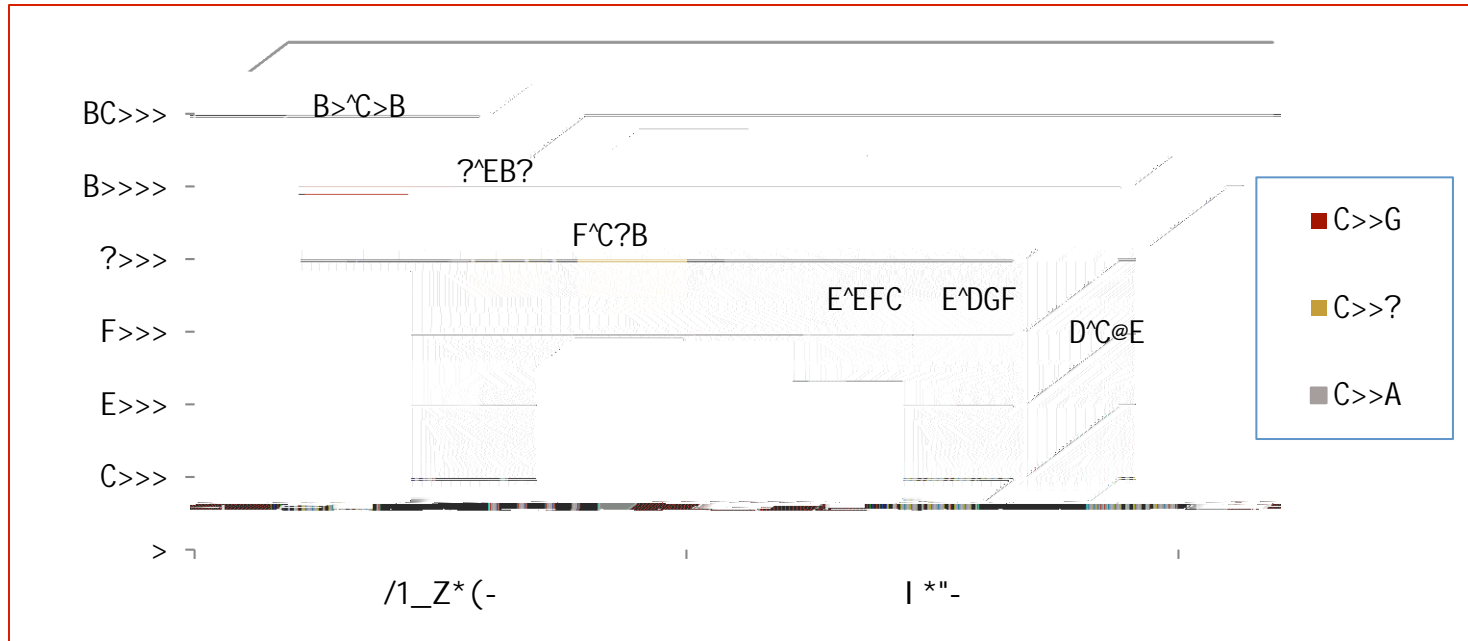
/&0,-,* (*\$= &5&"\$Z2' ,+T2\$820,-5"*5,&(-\$

LA New Vehicle Registration



R&"5' 2* -5\$/&0,-,* (*\$ = &5&"\$Z2' ,+T2\$820,-5"*5,& (-aM*T2-\$

NE Louisiana New Vehicle Registration

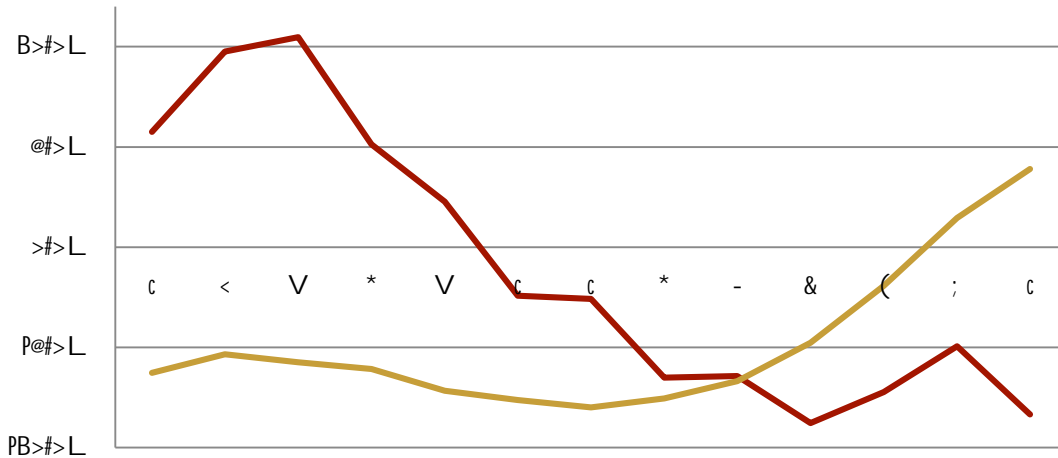


	2007	2008	2009
NELA Dealer Sample	11,547	9,683	6,342
Annual change	n/a	-16.14%	-34.50%

R&(P*05&V&5,42\$825*,T\$M*T2-V\$C>>?PC>>A

b2*"P&42"P62*"DPV&(5' \$*42"*02\$L \$+' * (02

Q((0*T\$L \$+' *(02\$,(\$(&(P*05&"25*,T\$



0116	: \$%; (<== "#/	: (\$%; (>. #+--=#/
?=&' . @(>' #' . +	0A2:	B4AO:
! "#\$%&' #() #*&+%	0A6:	9A8:
0117	: \$%; (<== "#/	: (\$%; (>. #+--=#/
?=&' . @(>' #' . +	B2A6:	8A3:
! "#\$%&' #() #*&+%	B9A0:	B8A1:

" - . / 0123 / . - 4 ' ! 156 / 7

G - = ' & = " & = ; (G / # & F + (H - * (? = . F I / - J F . = ' (K = + " * # = \$.

	C# = B91	C# = B17	: (\$ % # = ; .
D - " & + & # = #	084E310	986E819	59A1:
? > <	3A47(F & / & - =	3A56(F & / & - =	B9A4:

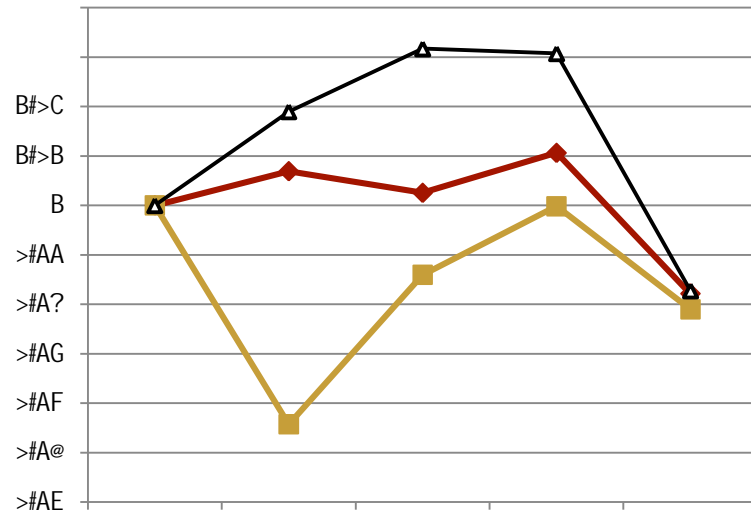
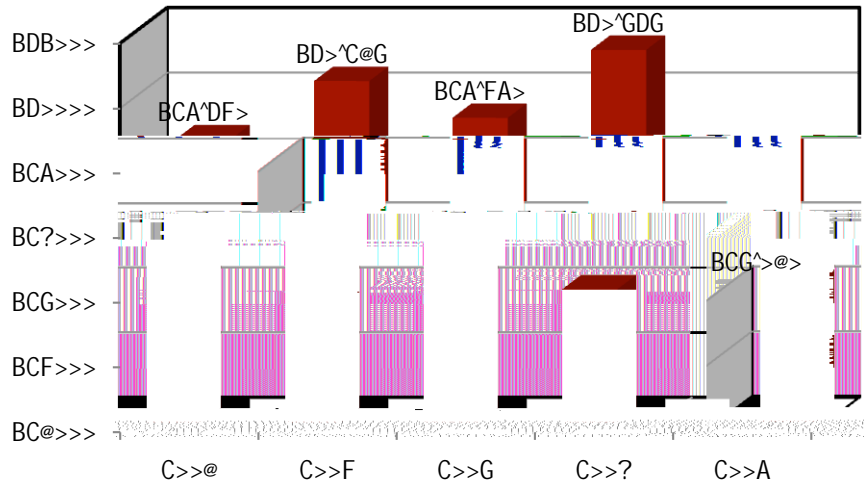




9: : ; <9: : = ' > 9%)

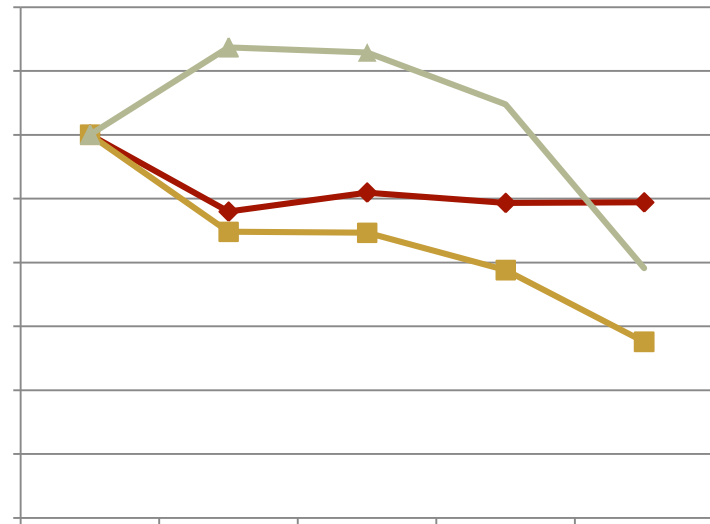
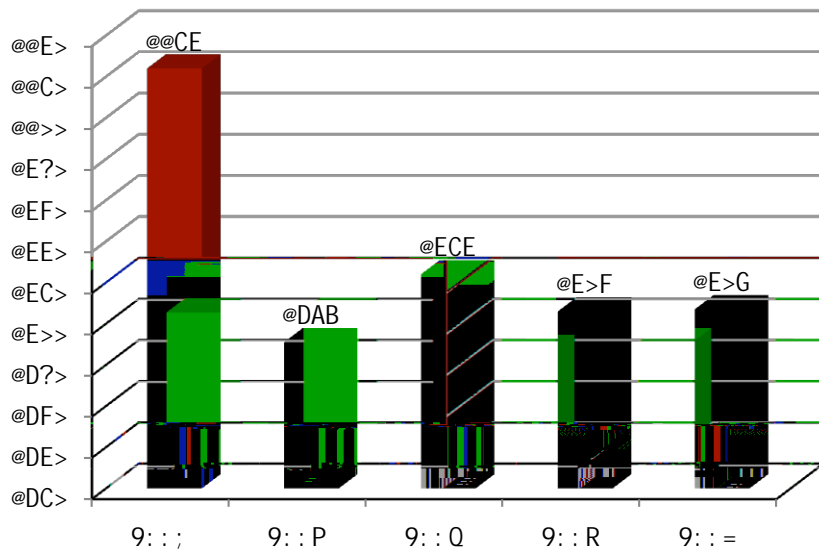
&2451'! 2F. 8. G'\$/0123/. -4'>H2| 7@

R&"5' 2* -5\$/&0,-, * (*\$%&9-

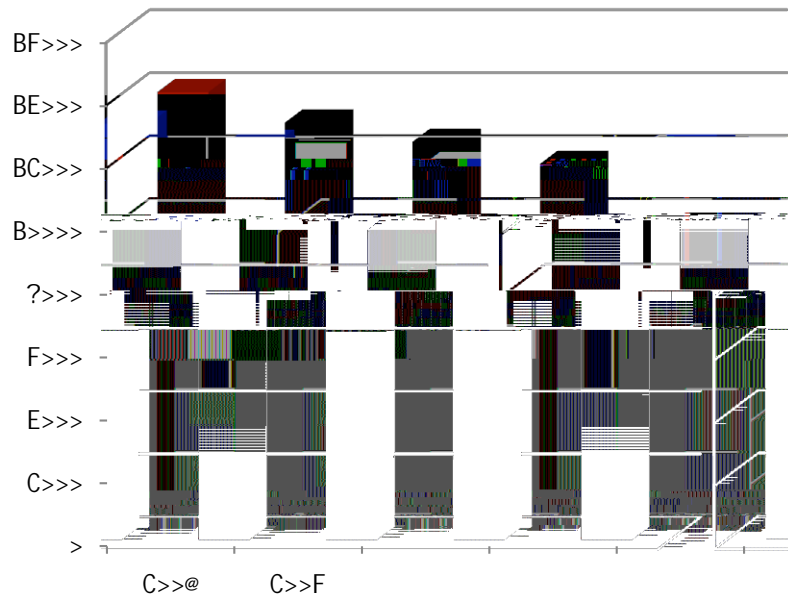


N6-5-0. '5-G'6-7L85-0.

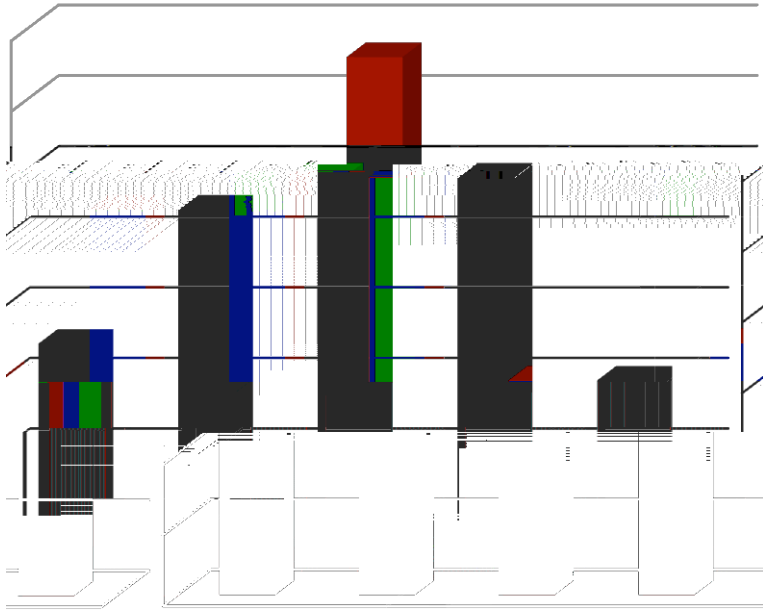
R: \$/&0,-,* (*



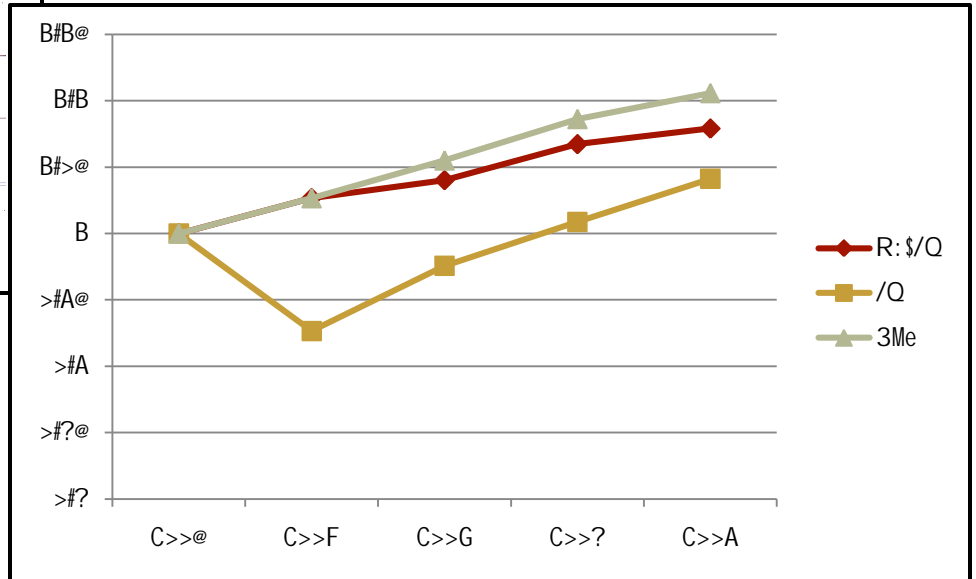
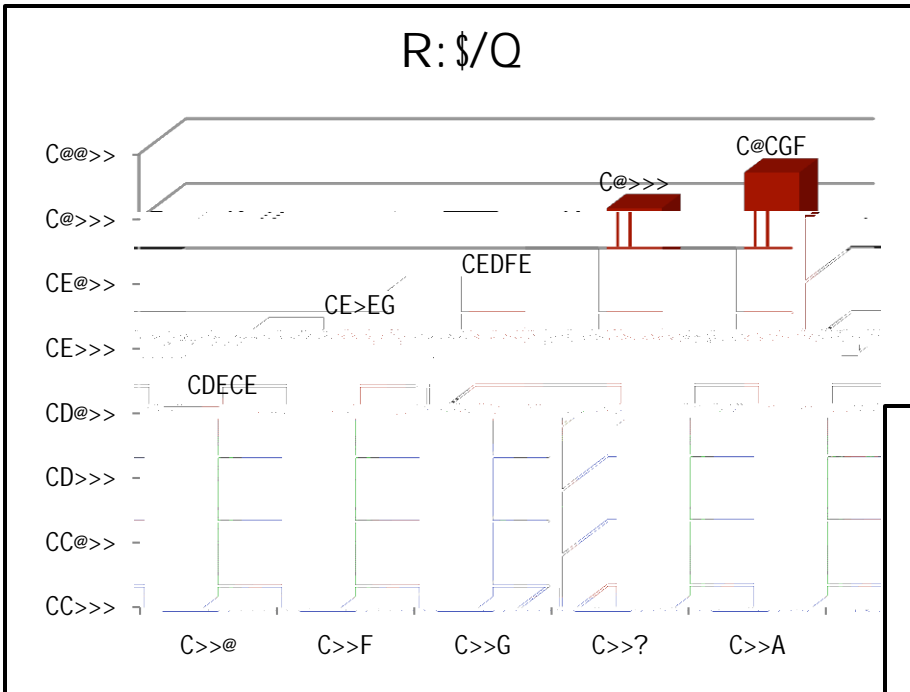
A5-LS504L86-T



#. 4561' & 85G.

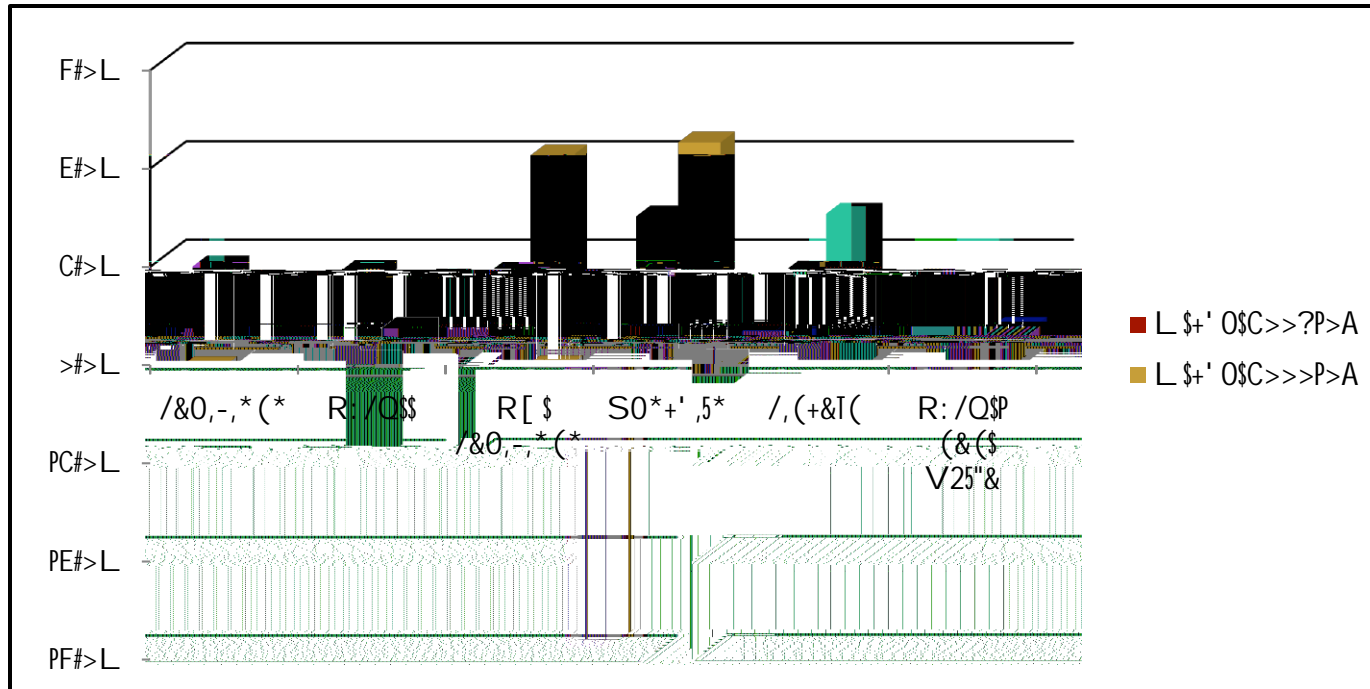


K. 514M'! 58. 'U', 20651' * 776745-0.



&K\$'K + " , (%V'A* #W\$&

H&JOT*5,&(

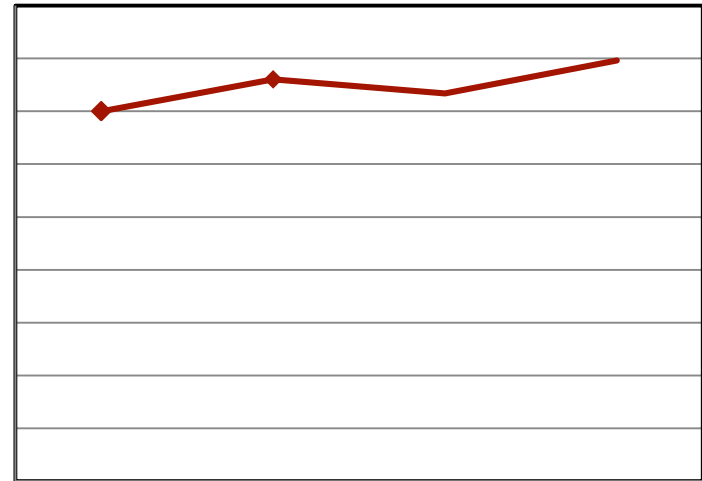


	2009	Gain f/2008
Louisiana	4,492,076	81,280
NELA	352,185	6,049
NWLA	544,002	9,153





R: /Q\$f&V2\$M*T2-\$! =2* (\$.=2; , * (7\$M&T; \$H",+2



C++ W(%V'*K\$*)'('%'+#&K\$*, &'C+' '(,*%*

Selected Sources of Growth for Monroe/NELA: 2011-2015

Estimated direct effects at peak operations

Estimated indirect effects using BEA RIMS II Multipliers.

B# K*"; (2"\$! 2(42"\$1' &V* -\$

- CD>\$c&9-`\$hA#C\$V,IT,&(
- D>>\$c&9-`\$hG#@\$V,IT,&(

C# I &(QO"*\$. - \ 225\$J&5*5&\$J"&+2--,(07\$

- @>>\$c&9-`\$hB@\$V,IT,&(
- A>>\$c&9-`\$hC@\$V,IT,&(

D# I 2(50"6/, (U .V2"02"7\$

- D@>\$c&9-`\$hBF\$V,IT,&(
- E@>\$c&9-`\$hBE\$V,IT,&(

E# ZPZ2' ,+I2

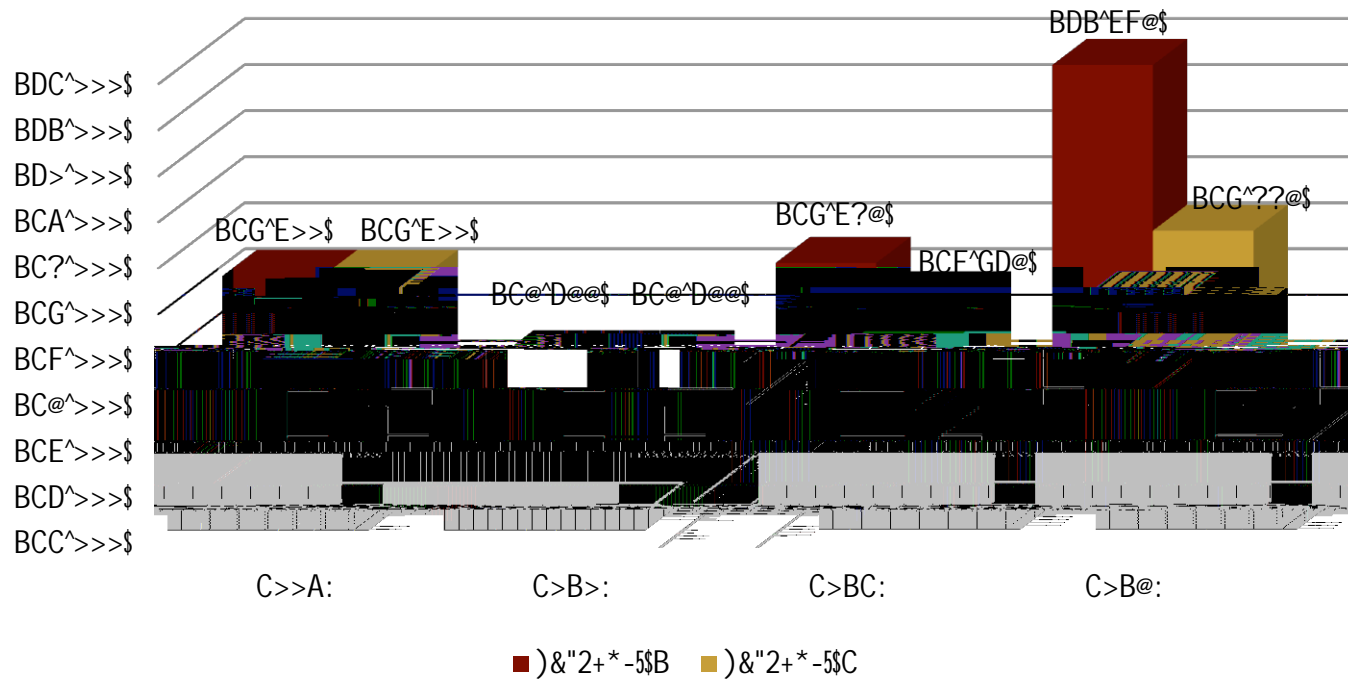
- BE>>\$c&9-`\$h@F\$V,IT,&(
- CC>>\$c&9-`\$h@>\$V,IT,&(

@# ./2--\$Q++2(5\$ = *"U25,(07

- .D@>\$c&9-`\$hG#@\$V,IT,&(7
- .BGB\$c&9-`\$h@#D\$V,IT,&(7

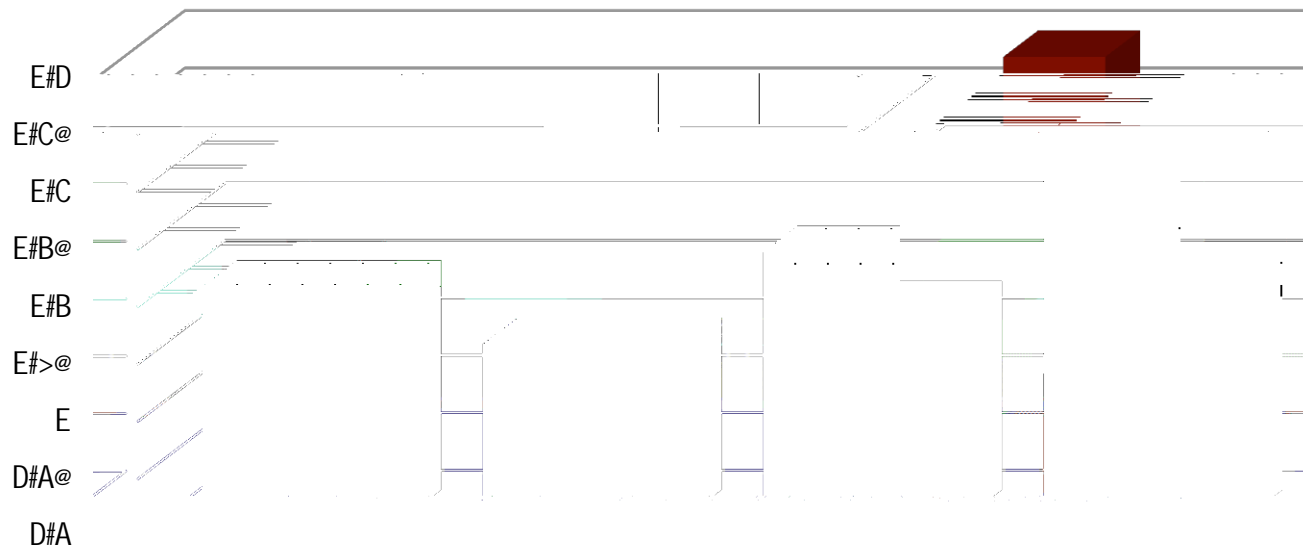
\$ / 0123 / . - 4 ' V 56 - 7 J ' 9 : Y : < 9 : Y ;

I & 42 " 2 ; \$: V J T & 6 V 2 (5 . % & 9 - 7



	, - * . \$ # + ' (9	, - * . \$ # + ' (0
: (\$ % # = ; . (0 1 9 1 B 0 1 9 0	9 A 5 1 :	9 A 9 1 :
: (\$ % # = ; . (0 1 9 0 B 0 1 9 3	8 A 9 1 :	9 A 1 1 :

K2L7. M21G'(-02 / . 'V56-7J'9: Y: <9: Y;



C>>A:

- : +& (&V, +\$; 242T&JV2 (5\$5' 2\$&T; \$<* -' ,& (2; \$ \ *6
- ! H2; 2-5", * (\$< ", 2 (; T6\$2 (4, "& (V2 (5#
- ! K"22 (\$-J*+2
- ! ! ,42"- ,<, 2; \$2+& (&V6
- ! | 0*T,56\$J09T,+ \$-+' &&T\$-6-52V
- ! | *J,5*T\$. , (<"* -5"0+50"27\$* (; \$52+' (&T&06

- ' . ,) / + 0

& , 1 , ' 2) - 1 , 3 # 4 1 (2) 1 4 5) * ' 6 3 # 4 1 () 7 1 6 ') 8 " # 9 , :)
; : ') 3 4 < (/ ' 4 = ') # <) = : 1 4 6 ' \$) 3 4) , : ') = 1 + 3 , 1 () \$, # = >) 1 4 5) + ' "%
= 1 + 3 , 1) \$ + ' 4 5 3 4 6) # 4) : ' 1 (, :) = 1 " " ?